

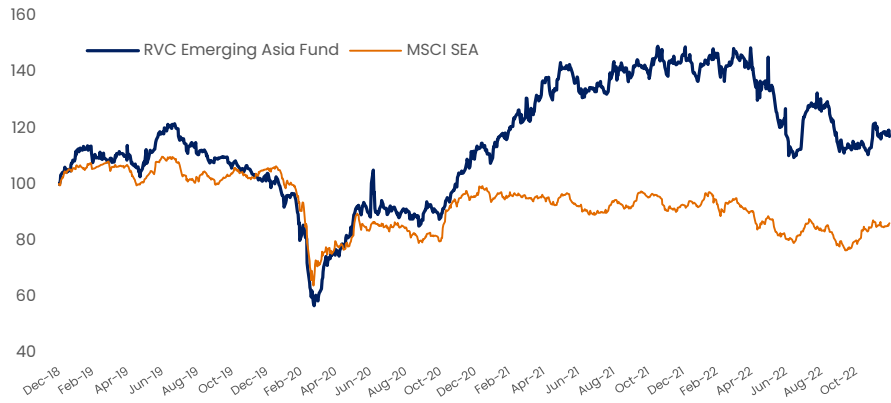
### Investment Strategy

The Fund's objective is to deliver **superior absolute returns across** a long term investment horizon by investing across the Asian Equity markets.

We apply a **sustainable investment approach** which aims to discover emerging and undervalued companies which are primarily (but not exclusively) small to mid caps with a value tilt.

The Fund follows an active investment style.

### Historical Performance Graph



### Fund Information

**Fund Name:** RVC Emerging Asia Fund  
**Fund currency:** USD  
**Current Price:** US\$87.85  
**Min. investment:** USD 100,000  
**Management Fee:** 1.5% p.a.  
**Performance Fee:** 15% p.a. over high water mark  
**Geography:** Asia with a focus on ASEAN  
**Income Utilisation:** Accumulating  
**Domicile:** Cayman Islands  
**ISIN:** KYG7742Y1061  
**Bloomberg Ticker:** RVCEMAS KY EQUITY

### Historical Performance Table

	1 Month	YTD	1 Year	2 Years	3 Years
RVC Emerging Asia Fund	(0.2)%	(19.9)%	(19.9) %	7.5 %	15.7 %
MSCI SEA	(0.4)%	(7.1) %	(7.1) %	(9.8) %	(18.2) %

### Fund Advisors

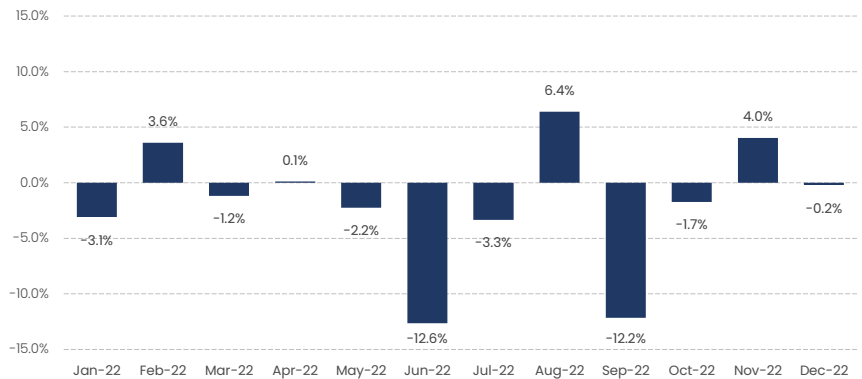
**Investment Manager:** Ross & Van Compernelle (Cayman)  
 Harbor Place, 2<sup>nd</sup> F  
 103 South Church Street, P.O. Box 472, George Town  
 Grand Cayman, Cayman Is.

**Advisor:** Hybrid Partners Limited (Thailand)  
 141 Major Tower Thonglor, 12<sup>th</sup> F  
 Sukhumvit, Bangkok 10110  
 Thailand

**Custodian & Administrator:** DBS Bank Singapore  
 12 Marina Boulevard, Marina Bay Financial Centre Tower 3,  
 Singapore 018982

**Auditor:** Pricewaterhouse Coopers 7  
 Straits View, Marina One East Tower, Level 12. Singapore  
 018936

### Monthly Performance (LTM)



### Portfolio Metrics & Market Capitalisation

#### Portfolio Metrics

*Estimates for FY22*

P/E (x)	18.8
P / BV (x)	3.7
RoE (%)	20.9
Div Yield (%)	2.7

#### Market Capitalisation

USD mn

No. of Company

> 1,000	15
501-1,000	6
101 - 500	20
0-100	1

#### Disclaimer

Nothing herein shall constitute as an investment recommendation or investment, accounting, tax or legal advice, all content is for informational purposes only. Please visit our website <https://www.rossvancompernelle.com/home> for the full disclaimers.

## Investment Strategy

The Fund's objective is to deliver **superior absolute returns across** a long term investment horizon by investing across the Asian Equity markets.

We apply a **sustainable investment approach** which aims to discover emerging and undervalued companies which are primarily (but not exclusively) small to mid caps with a value tilt.

The Fund follows an active investment style.

## Fund Information

**Fund Name:** RVC Emerging Asia Fund

**Fund currency:** USD

**Current Price:** US\$87.85

**Min. investment:** USD 100,000

**Management Fee:** 1.5% p.a.

**Performance Fee:** 15% p.a. over high water mark

**Geography:** Asia with a focus on ASEAN

**Income Utilisation:** Accumulating

**Domicile:** Cayman Islands

**ISIN:** KYG7742Y1061

**Bloomberg Ticker:** RVCEMAS KY EQUITY

## Sustainability

Ross & Van Compernelle integrates an Environmental, Societal and Governance (ESG) framework into our investment process which can highlight and manage material ESG risks and opportunities.

Our 4-fold approach which covers



Integration



Engagement



Exclusion



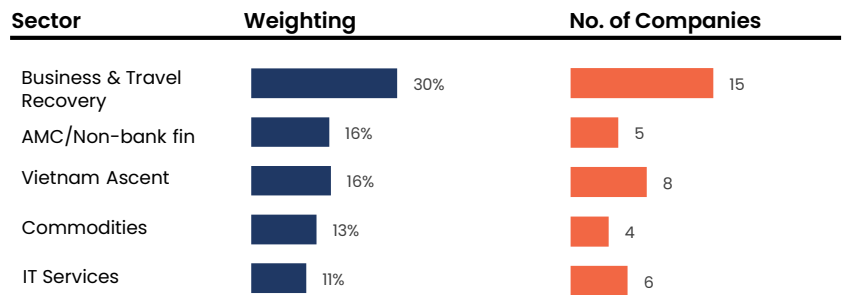
Reporting

For details on our ESG Policy please see

<https://www.rossvancompernelle.com/focus/sustainability>

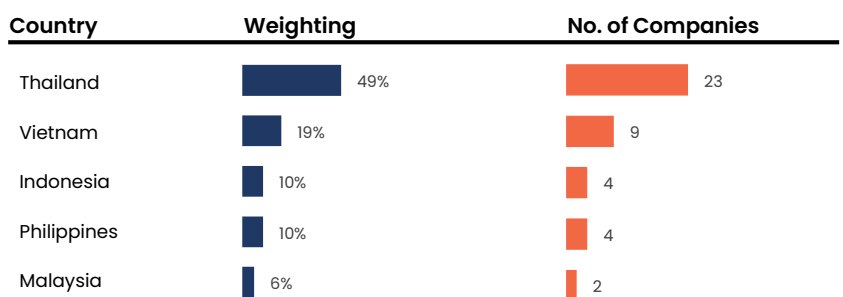
## Sector Weighting

Portfolio allocation according to Sector



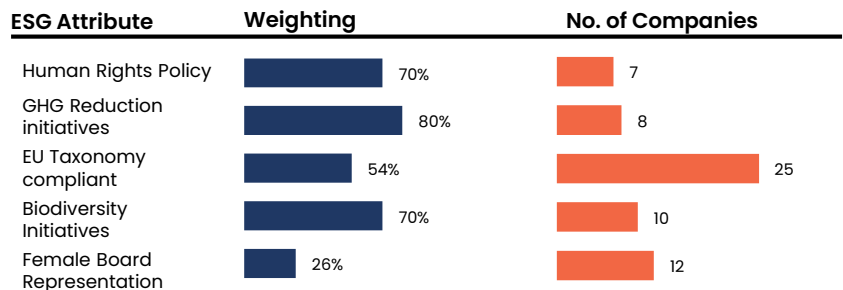
## Country Weighting

Portfolio allocation according to Country



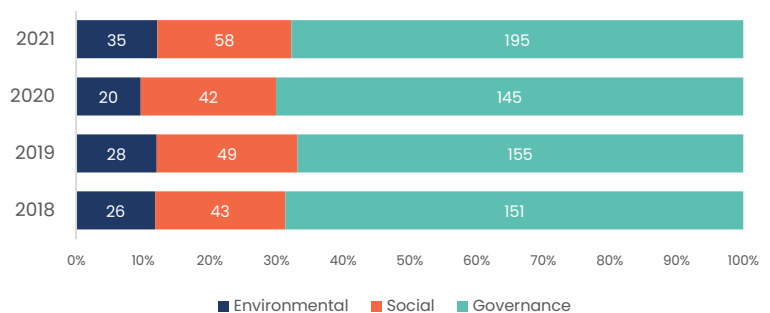
## ESG portfolio attributes

Percentage of disclosing Portfolio companies which have...



## ESG Engagement by category

Percentage of our Engagement with companies by topic



### Disclaimer

Nothing herein shall constitute as an investment recommendation or investment, accounting, tax or legal advice, all content is for informational purposes only. Please visit our website <https://www.rossvancompernelle.com/home> for the full disclaimers.