

### Investment Strategy

The Fund's objective is to deliver **superior absolute returns across** a long term investment horizon by investing across the Asian Equity markets.

We apply a **sustainable investment approach** which aims to discover emerging and undervalued companies which are primarily (but not exclusively) small to mid caps with a value tilt.

The Fund follows an active investment style.

### Fund Information

**Fund Name:** RVC Emerging Asia Fund  
**Fund currency:** USD  
**Current Price:** US\$81.68  
**Min. investment:** USD 100,000  
**Management Fee:** 1.5% p.a.  
**Performance Fee:** 15% p.a. over high water mark  
**Geography:** Asia with a focus on ASEAN  
**Income Utilisation:** Accumulating  
**Domicile:** Cayman Islands  
**ISIN:** KYG7742Y1061  
**Bloomberg Ticker:** RVCEMAS KY EQUITY

### Fund Advisors

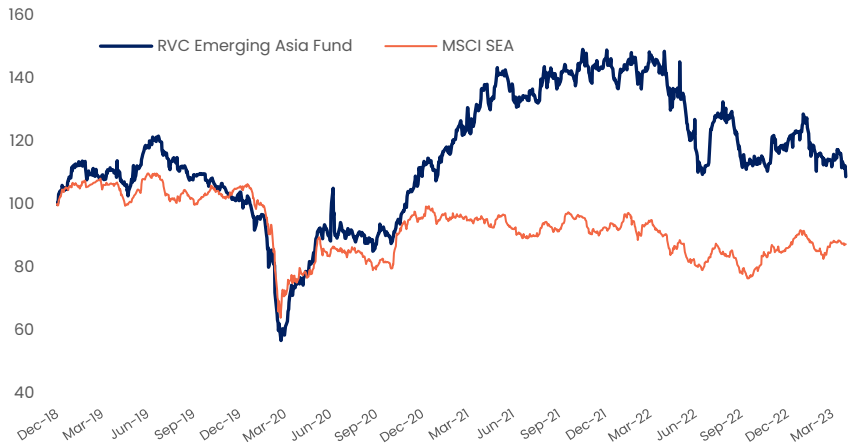
**Investment Manager:** Ross & Van Compernelle (Cayman)  
 Harbor Place, 2<sup>nd</sup> F  
 103 South Church Street, P.O. Box 472, George Town  
 Grand Cayman, Cayman Is.

**Advisor:** Hybrid Partners Limited (Thailand)  
 141 Major Tower Thonglor, 12<sup>th</sup> F  
 Sukhumvit, Bangkok 10110 Thailand

**Custodian & Administrator:** DBS Bank Singapore  
 12 Marina Boulevard, Marina Bay Financial Centre Tower 3, Singapore 018982

**Auditor:** Pricewaterhouse Coopers 7 Straits View, Marina One East Tower, Level 12. Singapore 018936

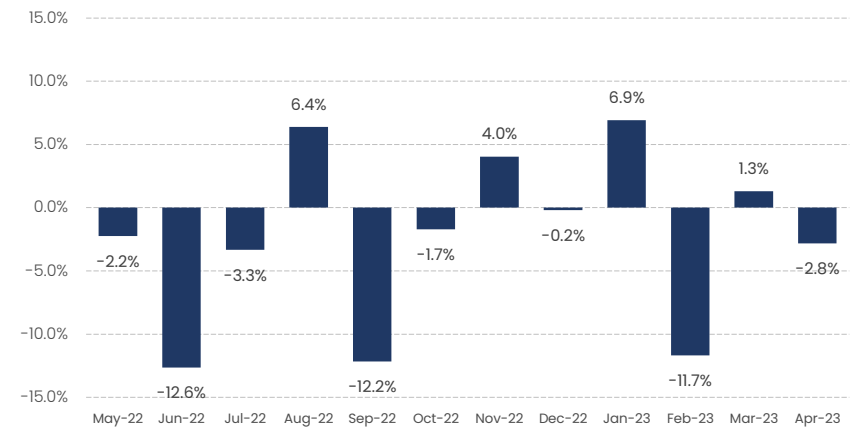
### Historical Performance Graph



### Historical Performance Table

|                        | 1 Month | YTD     | 1 Year   | 2 Years | 3 Years |
|------------------------|---------|---------|----------|---------|---------|
| RVC Emerging Asia Fund | (2.8) % | (7.0) % | (26.8) % | (20.5)% | 45.7 %  |
| MSCI SEA               | (0.4) % | 1.4 %   | (3.3) %  | (8.8) % | 9.4 %   |

### Monthly Performance (LTM)



### Portfolio Metrics & Market Capitalisation

#### Portfolio Metrics

Estimates for FY23

|               |      |
|---------------|------|
| P/E (x)       | 14.8 |
| P / BV (x)    | 2.6  |
| RoE (%)       | 18.9 |
| Div Yield (%) | 2.6  |

#### Market Capitalisation

USD mn

No. of Company

|           |    |
|-----------|----|
| > 1,000   | 14 |
| 501-1,000 | 8  |
| 101 - 500 | 14 |
| 0-100     | 4  |

#### Disclaimer

Nothing herein shall constitute as an investment recommendation or investment, accounting, tax or legal advice, all content is for informational purposes only. Please visit our website <https://www.rossvancompernelle.com/home> for the full disclaimers.

## Investment Strategy

The Fund's objective is to deliver **superior absolute returns across** a long term investment horizon by investing across the Asian Equity markets.

We apply a **sustainable investment approach** which aims to discover emerging and undervalued companies which are primarily (but not exclusively) small to mid caps with a value tilt.

The Fund follows an active investment style.

## Fund Information

**Fund Name:** RVC Emerging Asia Fund

**Fund currency:** USD

**Current Price:** US\$81.68

**Min. investment:** USD 100,000

**Management Fee:** 1.5% p.a.

**Performance Fee:** 15% p.a. over high water mark

**Geography:** Asia with a focus on ASEAN

**Income Utilisation:** Accumulating

**Domicile:** Cayman Islands

**ISIN:** KYG7742Y1061

**Bloomberg Ticker:** RVCEMAS KY EQUITY

## Sustainability

Ross & Van Compernelle integrates an Environmental, Societal and Governance (ESG) framework into our investment process which can highlight and manage material ESG risks and opportunities.

Our 4-fold approach which covers



Integration



Engagement



Exclusion



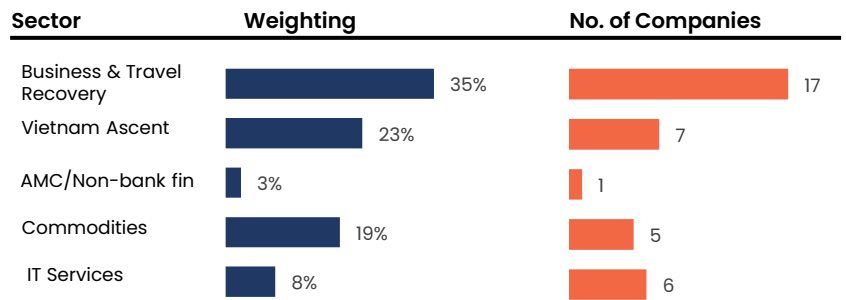
Reporting

For details on our ESG Policy please see

<https://www.rossvancompernelle.com/focus/sustainability>

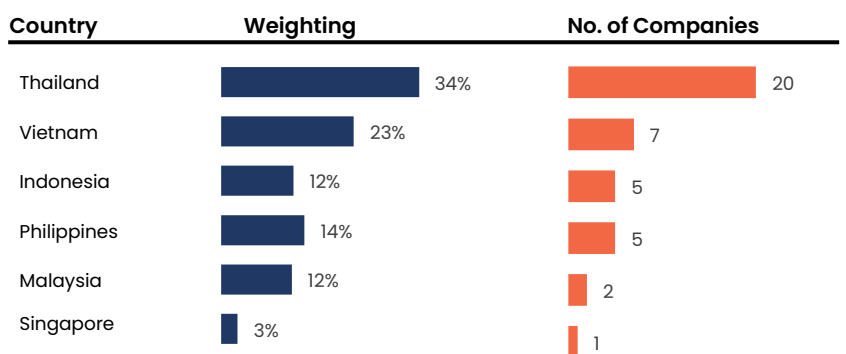
## Sector Weighting

Portfolio allocation according to Sector



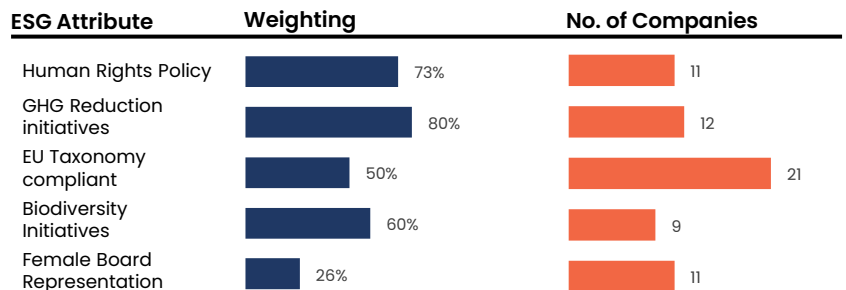
## Country Weighting

Portfolio allocation according to Country



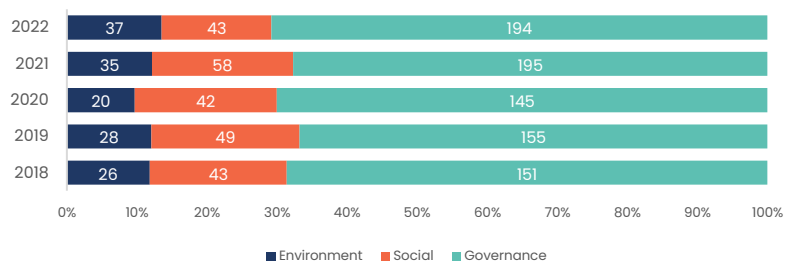
## ESG portfolio attributes

Percentage of disclosing Portfolio companies which have...



## ESG Engagement by category

Percentage of our Engagement with companies by topic



■ Environment ■ Social ■ Governance

### Disclaimer

Nothing herein shall constitute as an investment recommendation or investment, accounting, tax or legal advice, all content is for informational purposes only. Please visit our website <https://www.rossvancompernelle.com/home> for the full disclaimers.