

# RVC EMERGING ASIA FUND

September 2020



ROSS & VAN COMPERNOLLE

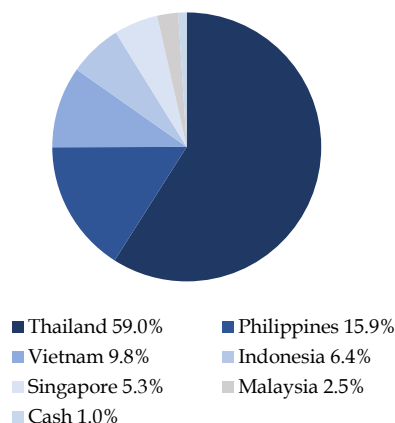
## FUND OVERVIEW



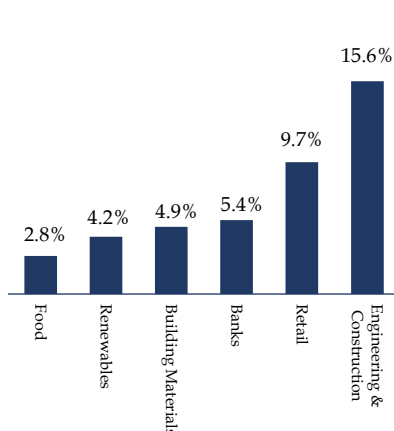
NAV / Share (USD)	30 September	High (12m)	Low (12m)
RVC Emerging Asia <sup>1</sup>	65.52	84.28	42.57

Performance (%)	1M	3M	YTD	Inc <sup>2</sup>
RVC Emerging Asia <sup>2</sup>	(3.9)%	(1.6)%	(13.7)%	(34.5)%
MSCI SEA	(5.9)%	(5.4)%	(24.7)%	(14.0)%

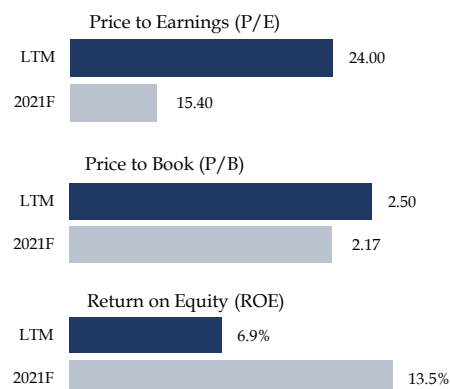
## Portfolio Distribution



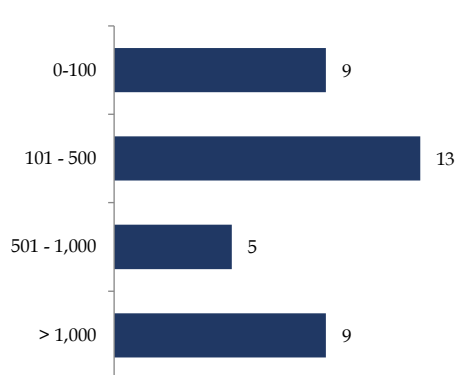
## Industry Distribution



## Weighted Portfolio Metrics



## Market Cap (US\$ mn) Distribution



## FUND INFORMATION

**Fund Name:** RVC Emerging Asia Fund

**Launch Date:** 19 October 2015

**Current Price:** US\$65.52

**Bloomberg Ticker:** RVCEMAS KY EQUITY

**ISIN:** KYG7742Y1061

**Management Fee:** 1.5% p.a.

**Performance Fee:** 15% p.a. over high water mark

**Investment Objective:** The fund is an absolute return long only investment fund. It aims to discover emerging undervalued companies which are primarily, but not exclusively, small to midcaps.

**Investment Geography:** Asia with a focus on ASEAN

## MANAGEMENT COMPANY

**Investment Advisor:** Hybrid Partners Limited (Thailand)

**Investment Manager:** Ross & Van Compernelle (Cayman)

Harbor Place, 2nd Floor

103 South Church Street, P.O. Box 472, George Town

Grand Cayman, Cayman Is.

**Telephone:** +662 658 5982

**Website:** www.rossvancompernelle.com

**Email:** admin@rossvancompernelle.com

**Custodian:** DBS Bank Singapore

**Fund Administrator:** DBS Bank Singapore

**Auditors:** Pricewaterhouse Coopers

(1) Inception Date was on 19<sup>th</sup> October 2015, NAV is based upon the lead series

(2) Performance data is calculated net of fees